

CASE STUDY

InformaticTech Enables All-around Visibility of Information from Disparate Data Sources



Client Overview

The client has been struggling with the constant increase in the volume of clinical data it needed to process and their current BI solution could not keep up with the demands.

≡ The Challenges

In the clinical data landscape characterized by growing data volumes, the need for a holistic view of the data, especially real-time data, puts significant pressure on the analytics solution. The client's traditional BI solution was lacking as it was only focused on historical data, had a flat dashboard, required expensive manual intervention, and couldn't keep pace with the need to identify the finer details that can reveal actionable insights.

≡ The Solution

Informatic implemented a solution with all-around visibility across different sources (including clinical data and secondary data). The solution provided a ready-to-use patient profile to review the following components:

- ≡ AEs/exposure/concomitant medication/Labs/response/tumor
- ≡ Pre-defined alerts and warnings on events of interest or groups
- ≡ Signals review tracking and status reporting
- ≡ Near real-time and dynamic visualization

For security, the clinical data access must operate within the following restrictions:




- ≡ Read-only access to Oracle Clinical (OC) Data base
- ≡ Read access to Rave Consolidated Clinical View (CCV)

For security, the clinical data access must operate within the following restrictions:





- ≡ Update depends on the study priority
- ≡ OC-based studies on a daily basis
- ≡ Rave studies once in 30 to 45 days and can be pushed to a weekly basis
- ≡ Biomarker data updated at the top of the hour as it comes into the system

≡ Outcomes Delivered

Short-term benefits

-  Removed the client's dependency on an external agency and developed institutional knowledge
-  Created a core team around data science and visualization
-  Set alerts to be able to quickly focus on what is most important

Long-term benefits

-  Powerful platform for cross-pollination of new ideas and improving quality & scientific rigor
-  Moved all builds to Cloud-based Spotfire
-  Near real-time frequency of site-database updates
-  Expanded the scope of reviewing using mobile phones

